



KEY POINTS

Leading the Treatment of Equine Arthritis.

- Unique and patented 2.5% iPAAG hydrogel technology.
- Acts as a Bio Scaffold, resulting in healthy regeneration of the joint tissue.
- For the treatment of joint lameness including early and late stages of OA.
- Proven efficacy, in multiple clinical trials across all equine disciplines.
- Non Pharmaceutical.
- No competition with-hold time (WHT).



Available from your Veterinarian

ArthramidVet® is a prescription veterinary product registered in New Zealand under ACVM No. A11596 by IMS Vet LP

VETERINARIAN INFORMATION



Leading Lameness Treatment



2.5% iPAAG
Hydrogel



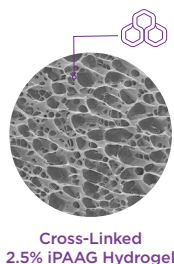
www.arthramid.co.nz



ARTHRAMIDVET®

What is ArthramidVet®

ArthramidVet® is a unique and patented 2.5% iPAAG (intra-articular polyacrylamide) hydrogel offering an innovative, safe treatment option for veterinarians used to manage joint pain and osteoarthritis (OA) in animals. It is used to manage arthritic joints in animals through its precise therapeutic action on the synovial membrane of the joint that results in improved joint function and resolution of lameness.



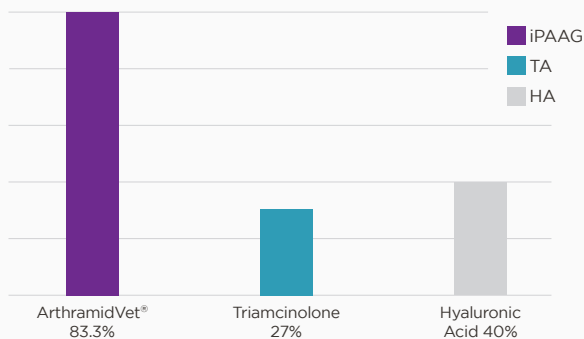
Cross-Linked
2.5% iPAAG Hydrogel

‘Synovitis is the single most important factor that contributes to the pain of OA and lameness.’

The Synovial Membrane Matters

The cells of the synovium are responsible for the production and health of the joint fluid. Joint fluid provides cushioning, reduces friction and nourishes cartilage. If these cells become damaged the integrity and quality of the joint fluid is diminished, leading to inflammation within the joint space (synovitis). Over time this inflammation can lead to OA and the resulting pain and lameness you are seeing in your horse.

Percent of Horses sound 6 weeks after treatment

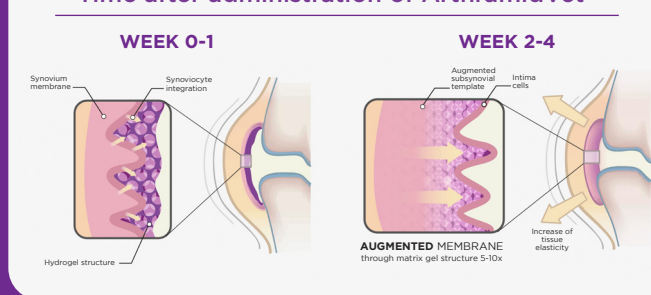


Published in JEVS, Vol 107, Dec 2021; 103780

How does ArthramidVet® work

ArthramidVet® is injected directly into the joint. Once inside the joint space it adheres to the synovial membrane and creates a long-term ‘bio-scaffold’ within the synovium. This bio-scaffold supports healthy regeneration of the synovium through the body’s normal healing processes. Its unique patented mechanism of action strengthens the affected joint and restores function and freedom of movement, allowing horses to continue a healthy and active life.

Time after administration of ArthramidVet®



Over the next 2-4 weeks, ArthramidVet® becomes fully integrated into the synovial membrane, working with the body’s natural immune response through ingrowth of new cells, blood vessels and collagen fibres.

Augmentation of the synovial membrane results in:

- Progressive relief from pain
- Enhanced more elastic joint capsule
- Improved joint shock absorption and load-bearing capacity
- Proliferation of synovial cells which are responsible for producing synovial joint fluid
- Slowing the degradation known to occur within diseased/inflamed joints



2.5% iPAAG Hydrogel

Is ArthramidVet® the Right Treatment for Your Horse?

Horses of any age can develop osteoarthritis.

ArthramidVet® can be used in any synovial joint with signs of dysfunction, such as pain, effusion (fluid), reaction to flexion or visible lameness. Treatment of multiple joints at one time is safe. Arthritic conditions which are recent (acute) or longer term (chronic) are suitable.

Ideal candidates for ArthramidVet® are those where a veterinary assessment has localised the pain or inflammation to the joint and arthritis has been confirmed.

The most commonly treated joints include coffin, fetlocks, carpus (knees), hocks and stifles. Success has also been reported in other synovial structures talk to your vet.

Treatment Plan

Ideally, plan treatment early in the training preparation phase or before maximal workload.

ArthramidVet® is a prescription product for intra-articular injection under aseptic conditions by a veterinarian. **Your horse may be sedated during the procedure.**

Your veterinarian will decide the dose required, typically 1-3 mL per joint, depending on the joint size, the severity, and the time since onset of the disease.

Results can be long-lasting (up to 2 years), however, repeat doses are safe and can be given at regular intervals (typically 6 to 12 months) if clinically indicated and advised.

Veterinary instructions before and after administration should be followed and any concerns you have should be communicated to the treating veterinarian.

Post-Treatment Management

Rest your horse for 48 hours immediately after treatment and then ideally plan a reduced impact workload (not galloping or competing) for 2-4 weeks to allow full integration of the ArthramidVet® to occur. A follow up examination by your veterinarian at 4-6 weeks is advised to assess response to treatment.